

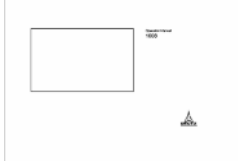
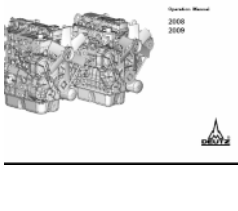





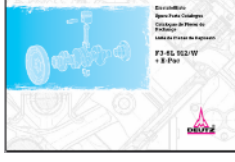






















# DEUTZ SERVICE AND PARTS MANUALS





<b>0001</b>	<b>118</b>	<b>Maintenance Manual 912 Series (A,F,S,UL,ULS,ULSFR)</b>	
<b>0002</b>	<b>82</b>	<b>Operation Manual DFP4 2011-T10 DFP4 2011-T20</b>	
<b>0003</b>	<b>72</b>	<b>Operation Manual 1008 0297 9689</b>	
<b>0004</b>	<b>78</b>	<b>Operation Manual 2008,2009 0312 1419 03/2005</b>	
<b>0005</b>	<b>86</b>	<b>Operation Manual 2012 0297 9912</b>	

0006	66	<b>Parts Manual</b> <b>F 4M 1011F</b> 907764/BP0999	
0007	82	<b>Operation Manual</b> <b>912 ,913</b> 0297 9690	
0008	172	<b>Spare Parts Manual</b> <b>FL 413 R/FR</b> 0297 3520 2004	
0009	66	<b>Spare Parts Manual</b> <b>F 4M 1011F</b> 907764/BP0999 1999	
0010	140	<b>Spare Parts Manual</b> <b>F 3-6L 912/W + E-Pac</b> 0297 7572 2000	
0011	178	<b>Spare Parts Manual</b> <b>G/F 3 913/G</b> 0297 5784 2004	

<b>0012</b>	<b>127</b>	<b>Spare Parts Manual 914 0312 1879 2004</b>	 The cover of the Spare Parts Manual 914 features a technical drawing of a mechanical assembly in shades of blue and grey. The title 'Espace d'Entretien' and 'Spare Parts Catalogue' are visible at the top, along with the year '914' and the DEUTZ logo at the bottom right.
<b>0013</b>	<b>159</b>	<b>Spare Parts Manual B/FL1011F/FT/FL 0297 7793 2004</b>	 The cover of the Spare Parts Manual B/FL1011F/FT/FL features a technical drawing of a mechanical assembly in shades of blue and grey. The title 'Espace d'Entretien' and 'Spare Parts Catalogue' are visible at the top, along with the model numbers 'B/FL 1011 F/FT/FL' and the DEUTZ logo at the bottom right.
<b>0014</b>	<b>133</b>	<b>Spare Parts Manual 1012 0312 1883 2004</b>	 The cover of the Spare Parts Manual 1012 features a technical drawing of a mechanical assembly in shades of blue and grey. The title 'Espace d'Entretien' and 'Spare Parts Catalogue' are visible at the top, along with the year '1012' and the DEUTZ logo at the bottom right.
<b>0015</b>	<b>152</b>	<b>Spare Parts Manual 1013 0312 1885 2004</b>	 The cover of the Spare Parts Manual 1013 features a technical drawing of a mechanical assembly in shades of blue and grey. The title 'Espace d'Entretien' and 'Spare Parts Catalogue' are visible at the top, along with the year '1013' and the DEUTZ logo at the bottom right.
<b>0016</b>	<b>168</b>	<b>Spare Parts Manual 1015 0312 1887 2004</b>	 The cover of the Spare Parts Manual 1015 features a technical drawing of a mechanical assembly in shades of blue and grey. The title 'Espace d'Entretien' and 'Spare Parts Catalogue' are visible at the top, along with the year '1015' and the DEUTZ logo at the bottom right.
<b>0017</b>	<b>72</b>	<b>Spare Parts Manual 2008/2009 0312 1887 2007</b>	 The cover of the Spare Parts Manual 2008/2009 features a technical drawing of a mechanical assembly in shades of blue and grey. The title 'Espace d'Entretien' and 'Spare Parts Catalogue' are visible at the top, along with the years '2008, 2009' and the DEUTZ logo at the bottom right.
<b>0018</b>	<b>107</b>	<b>Spare Parts Manual D/TD/TCD 2011 0312 3466 2004</b>	 The cover of the Spare Parts Manual D/TD/TCD 2011 features a technical drawing of a mechanical assembly in shades of blue and grey. The title 'Espace d'Entretien' and 'Spare Parts Catalogue' are visible at the top, along with the model numbers 'D/TD/TCD 2011' and the DEUTZ logo at the bottom right.

0019	163	<b>Spare Parts Manual</b> <b>2012</b> 0312 0836 2000	
0020	116	<b>Spare Parts Manual</b> <b>TCD 2015</b> 0312 2449 2004	
0021	68	<b>Spare Parts</b> <b>BF 4M 1011F</b> 907763/BP0999	
0022	378	<b>Workshop Manual</b> <b>2012</b> 0312 0361	
0023	46	<b>Parts Manual</b> <b>TD 4L 2009</b> 913821/BP0907	

0024	78	<b>Parts Manual</b> <b>F 3M 1011F,BF 3M 1011F</b> <b>F 4M 1011F,BF 4M 1011F</b> <b>917115/BP1105</b>	
0025	92	<b>Spare Parts Manual</b> <b>TD/TCD 2012-2V</b> <b>2007</b>	
0026	76	<b>Spare Parts Manual</b> <b>TCD 2012-4V</b> <b>2007</b>	
0027	102	<b>Operation Manual</b> <b>TCD 2012L04/06V2</b> <b>TCD 2013L04/06V2</b> <b>3121890</b>	
0028	88	<b>Spare Parts Manual</b> <b>TD/TCD 2013-2V</b> <b>2007</b>	
0029	88	<b>Spare Parts Manual</b> <b>TD/TCD 2013-4V</b> <b>2007</b>	
0030	84	<b>Maintenance Manual</b> <b>B/FM 1008/F</b> <b>0297 9984</b> <b>2001</b>	

0032	24	<b>Maintenance Manual</b> <b>SA4M 517,SA6M 517,</b> <b>SA8M 517</b>	
0033	490	<b>Workshop Manual</b> <b>1012/1013</b> <b>0297 7538</b>	
0034	76	<b>Spare Parts Manual</b> <b>F 4M 1011F,</b> <b>BF 4M 1011F</b> <b>907828/BP0400</b>	
0035	38	<b>Parts Manual</b> <b>TD 2009 L 04</b> <b>913315/CP0410</b>	
0036	82	<b>Operation Manual</b> <b>B/F L 1011F,</b> <b>B/FM 1011F</b> <b>0297 9683</b> <b>16.11.2000</b>	